

MAHLE

Catalog No. MSS-26
Supersedes MSS-25

SHOP EQUIPMENT MASTER CATALOG



Why MAHLE Service Solutions?


MAHLE Lifecycle and Mobility, Service Solutions division specializes in the development, manufacturing and distribution of automotive services, tools and maintenance equipment, including air conditioning service, fluid exchange and management, and shop equipment.

Originally recognized as RTI, the pioneer behind the first fluid machine in 1995, we established the standard for A/C recovery technology that the industry still follows today. That same spirit of innovation drives us forward as we expand our vehicle service offerings into air conditioning service, refrigerant recovery, fluid exchange and management, and lifting equipment.

Best-in-Class Support


We proactively and innovatively act to support the success and sustainability of our customers with hundreds of service centers and free lifetime technical support. A large number of field sales representatives are available to support you with on-site set-up and training – and we can customize a solution to fit your individual service need.

> Need Assistance?




Technical support?

Connect technical support at
800-468-2321 (option #1) or
tech.mss@mahle.com.



Questions or find a distributor?

Contact customer service at
800-468-2321 (option #2) or
sales.mss@mahle.com.



Request installation or training?

Contact technical support at
800-468-2321 (option #1) or
sales.mss@mahle.com.



Over 30 million vehicles a year are tested with a MAHLE Service Solutions product in over 25,000 dealer and aftermarket service shops around the world. Visit www.servicesolutions.mahle.com for more information.

Shop Equipment Catalog

Table of contents

Extended Warranty

Extended warranty for ACX units	2
---------------------------------	---

ArcticPRO® Refrigerant Handling Systems

R134a A/C Handling Systems	4
R1234yf A/C Handling Systems	6
A/C Handling Systems Comparison Chart	8
A/C Handling Systems Parts & Accessories	9

FluidPRO® Fluid Exchange & Management Systems

Smart Fluid Control	12
Transmission Fluid Exchange	14
Brake Fluid Exchange	16
Coolant Exchange	18
Exhaust Ventilation System	23

ShopPRO® Heavy Duty Lift Equipment

Wireless Mobile Column Lifts	25
Brake Dolly	29
Engine Stands	30
Filter Crushers	32
Fluid Handlers	33
Axle Jacks	34
Clutch Jacks	36
Forklift Jacks	38
Service Jacks	39
Transmission Jacks	41
Air Lifts	44
Multi-Use Lift Table	46
Vehicle Lifts	48
Wheel Dollies	50
Wheel Lifts	52
Shop Cranes	54
Shop Presses	55
High-Rise Vehicle Support Stands	57
Vehicle Support Stands	58
Non-Skid Truck Ramp	60

Extended Warranty Available on ACX units



Preventative maintenance + extended warranty!

Details:

- MAHLE authorized service provider to perform preventative maintenance
- Install kit & calibrate scales
- Functional test of all components to ensure proper operation
- Service of refrigerant identifier (R1234yf units - 2250/2280 only)
- Additional 1 year parts & labor warranty above factory warranty

Important Information

- ACX stations must be within current factory warranty period
- Not valid on refurbished ACX models
- Maximum of three (3) annual warranty extensions
- Excludes OE units

Part number	Refrigerant	Models
360 94200 01	R134a	2150 / 2180 / 2180H units
360 94200 02	R1234yf	2250 / 2280 units





Refrigerant Handling Systems

ArcticPRO® A/C recover, recycle, and recharge equipment for both R134a & R1234yf refrigerant.

Models:

- ACX2150
- ACX2180 / 2180H
- ACX2250
- ACX2280



R134a A/C Handling Systems

General Features:

- Innovative, ergonomic hinged service door simplifies unit service
- 7" capacitive touch screen and intuitive user interface
- Bright LED indicator light
- Wireless software update capability
- Automatic weighing of recovered oil
- Data management and reporting for refrigerant use optimization and warranty reporting
- Connectivity for remote technical support



Model features

ACX2150

460 80445 00

Distinguishing features:

- + Integrated automatic oil and UV dye injection for AC leak detection
- + Optional iOS and Android phone app for remote service session mirroring and advanced functionality

ACX2180

460 80447 00

Distinguishing features:

- + EcoLOCK® R134a couplers
- + Extended life filter
- + iOS and Android phone app for remote service session mirroring and advanced functionality included
- + Integrated automatic oil and UV dye injection for AC leak detection
- + Network printing capability
- + Database included (1 year)

ACX2180H

460 80448 00

Distinguishing features:

- + EcoLOCK® R134a couplers
- + Extended life filter
- + iOS and Android phone app for remote service session mirroring and advanced functionality included
- + Network printing capability
- + Hybrid certified
- + Database included (1 year)



Specifications

Specification	
Certifications	SAE J2843, SAE J2888, UL 1963
Charge performance	+/- 0.5 oz. at 70°F to 75°F (+/- 15g at 2°C to 24°C)
Recovery performance	95% at 70°F to 75°F (21°C to 24°C) within 30 minutes
Operation	Fully automatic
Charging cylinder	30 lb. (136 kg) DOT
Compressor	3/8 HP – 0.279kW
Dimensions (h x w x d)	47 in x 29 in x 29 in (119 cm x 74 cm x 74 cm)
Filter drier capacity	150 lb. (68 kg) spin-on type
Hoses	9 ft (2.75 m)
Languages	English, French, Spanish
Operating ranges	50°F to 122°F (10°C to 50°C)
Power source	120 VAC – 60 HZ – 12 AMP
Vacuum pump	1.8 CFM dual stage
Warranty	2 years parts - 1 year labor
Weight	215 lb. (98 kg)


Related parts and accessories

Part number	Description
1	360 52500 01 Scale lock (for unit transport)
2	360 83254 00 Replacement high-capacity combo filter (ACX2180 & 2180H)
3	360 82739 00 Replacement combo filter (ACX2150)
-	360 82744 00 Calibration check ball
-	011 80070 00 Vacuum pump oil (1 quart)
4	023 80095 00 High side coupler - R134a
5	023 80096 00 Low side coupler - R134a
-	360 83469 00 ACX2xxx series maintenance kit - R134a

Related Parts and Accessories



Please scan the QR code to view the available A/C parts and accessories.



Please scan the QR code to watch the overview video of this equipment.

R1234yf A/C Handling Systems

General Features:

- Innovative, ergonomic hinged service door simplifies unit service
- 7" capacitive touch screen and intuitive user interface
- Bright LED indicator light
- Wireless software update capability
- Automatic weighing of recovered oil
- Data management and reporting for refrigerant use optimization and warranty reporting
- Connectivity for remote technical support

Model features

ACX2250

460 80446 00

Distinguishing features:

- + Network printing capability
- + Non-integrated refrigerant identifier
- + Optional iOS and Android phone app for remote service session mirroring and advanced functionality

ACX2280

460 80449 00

Distinguishing features:

- + Network printing capability
- + Extended life filter
- + Integrated refrigerant identifier
- + EcoLOCK® R1234yf couplers
- + Included iOS and Android phone app for remote service session mirroring and advanced functionality
- + Database included (1 year)



Specifications

Specification	
Certifications	SAE J2843, SAE J2888, UL 1963
Charge performance	+/- 0.5 oz. at 70°F to 75°F (+/- 15g at 21°C to 24°C)
Recovery performance	95% at 70°F to 75°F (21°C to 24°C) within 30 minutes
Operation	Fully automatic
Charging cylinder	30 lb. (136 kg) DOT
Compressor	3/8 HP – 0.279kW
Dimensions (h x w x d)	47 in x 29 in x 29 in (119 cm x 74 cm x 74 cm)
Filter drier capacity	150 lb. (68 kg) spin-on type
Hoses	9 ft (2.75 m)
Languages	English, French, Spanish
Operating ranges	50°F to 122°F (10°C to 50°C)
Power source	120 VAC – 60 HZ – 12 AMP
Vacuum pump	1.8 CFM dual stage
Warranty	2 years parts - 1 year labor
Weight	215 lb. (98 kg)



Related parts & accessories

	Part number	Description
1	360 52500 01	Scale lock (for unit transport)
2	360 83254 00	Replacement high-capacity combo filter
-	360 82739 00	Replacement high-capacity combo filter (ACX2250 only)
3	360 82950 00	High side coupler R1234yf
4	360 82951 00	Low side coupler R1234yf
-	360 82744 00	Calibration check ball
-	011 80070 00	Vacuum pump oil (1 quart)
5	026 80128 00	Internal RFID filter ID900, ID1000, & ID2000
-	360 83470 00	ACX2xxx series maintenance kit - R1234yf

Related Parts and Accessories



Please scan the QR code to view the available A/C parts and accessories.



Please scan the QR code to watch the overview video of this equipment.

ArcticPRO® A/C Handling Systems Feature Comparison

Feature	R134a			R1234yf	
	ACX2150	ACX2180	ACX2180H	ACX2250	ACX2280
Fully-automatic	■	■	■	■	■
Multilingual display	■	■	■	■	■
2-Year limited warranty	■	■	■	■	■
High & low side refrigerant charging	■	■	■	■	■
Vacuum leak test	■	■	■	■	■
Notification alarm	■	■	■	■	■
Refrigerant & filter management	■	■	■	■	■
Automatic oil drain	■	■	■	■	■
Automatic air purge	■	■	■	■	■
E ³ (EcoLOCK®) quick couplers	▲	■	■	▲	■
Included database (1 year)	▲	■	■	▲	■
On-board integrated thermal printer	▲	▲	▲	▲	▲
Remote technical support and service	■	■	■	■	■
Integrated hose flushing (hybrid models only)			■	■	■
Hybrid-capable (no auto oil injection)			■	■	■
1.8 CFM vacuum pump	■	■	■	■	■
Shock-mounted load cell	■	■	■	■	■
Integrated identifier					■
Internal identifier (separate sample hose)				■	
Automatic dye injection	■	■			
Digital sensor	LP	LP & HP	LP & HP	LP	LP & HP
Touch screen	7"	7"	7"	7"	7"
App monitoring	▲	■	■	▲	■
Automatic software updates	■	■	■	■	■
Automatic VIN pull and decode	■	■	■	■	■
Automatic A/C database navigation	▲	■	■	▲	■
Enterprise data management / reporting	■	■	■	■	■

■ = Included


▲ = Optional

ArcticPRO® A/C Handling Systems parts & accessories

Part number	Description
1	026 80635 00 LD-2 UV leak detector
2	360 83104 00 Universal AC flush kit R1234yf & R134a
3	026 80707 00 A/C lubricant & dye injector R1234yf master kit
-	026 80708 00 A/C lubricant & dye injector R134a master kit
4	360 81733 00 A/C Leak detector sealant starter kit
5	360 83461 00 UV Leak Detection Light
-	026 80309 00 Leak detector sealant cartridges - 25 pack
6	360 82641 00 A/C oil injection starter kit - PAG
7	360 83363 00 A/C oil injection starter kit - POE
-	011 80058 00 8oz PAG oil cartridge
-	011 80061 00 4 oz PAG oil cartridge
8	026 80785 00 Dust cover for all ACX2XXX series units
-	360 83449 00 Internal R1234yf refrigerant identifier replacement kit (only works with 2xxx series ACX machines)
9	360 83269 00 ACX2XXX series thermal printer field installation kit
10	023 80147 00 Bottle adapter .5ACME female x low FSC




More accessories on next page ➔



Please scan the QR code to view all available A/C parts and accessories.

ArcticPRO® A/C handling systems parts & accessories

	Part number	Description
-	023 80463 00	High side coupler R134a - ECOLOCK
-	023 80464 00	Low side coupler R134a - ECOLOCK
-	023 80467 00	High side coupler R1234yf - ECOLOCK
-	023 80468 00	Low side coupler R1234yf - ECOLOCK
-	360 82948 00	9 ft high side service hose R1234yf
-	360 82949 00	9 ft low side service hose R1234yf
-	028 80528 00	15 ft high side service hose R1234yf
-	028 80529 00	15 ft low side service hose R1234yf
-	028 80532 00	9 ft high side service hose R134a
-	028 80533 00	9 ft low side service hose R134a
-	028 80035 02	11 ft high side service hose R134a
-	028 80036 02	11 ft low side service hose R134a
-	028 80035 05	15 ft high side service hose R134a
-	028 80036 05	15 ft low side service hose R134a
-	028 80035 03	20 ft high side service hose R134a
-	028 80036 03	20 ft low side service hose R134a
-	360 82682 00	Replacement thermal printer paper, 5 rolls, fits ACX2XXX series
-	360 83255 00	Vehicle database activation license
-	360 83256 00	Phone app activation license
11	022 80181 00	O2 Sensor (IDX)
12	022 80174 00	O2 Sensor (Neutronics)
-	022 80183 00	O2 Sensor (Universal)
-	360 83460 00	O2 Sensor kit for IDX identifiers (includes: O2 sensor, RFID filter, hose/restrictor)
-	360 83241 00	O2 Sensor Kit for Neutronics identifiers (includes: O2 sensor, RFID filter, hose/restrictor)
-	026 80708 00	AC lubricant & dye Injector R134A master kit
-	360 83461 00	AC UV lead detection flashlight
-	360 74600 00	Refrigerant identifier oil catch system
-	360 82697 00	Cylinder Adapter R1234yf
-	025 80114 25	25 ft replacement power cord for ACX2XXX series
-	025 80114 24	10 ft replacement power cord for ACX2XXX series
-	360 83470 00	R1234YF maintenance kit for ACX2XXX series
-	360 83469 00	R134a maintenance kit for ACX2XXX series
13	002 80054 01	ACX Smart VIN Decode VCI





Fluid Exchange & Management Systems

A full line of FluidPRO® fluid exchange systems designed to extract and manage new, used, or contaminated fluids with no messy cleanup.

Products in this section:

- Smart fluid control systems
- Transmission fluid exchange systems
- Brake fluid exchange systems
- Coolant exchange systems
- Exhaust ventilation systems



Smart Fluid Control Units

Features:

- Mobile units which can be moved anywhere within the workshop to operate with maximum freedom and efficiency
- Precise dispensing – adjustable to the milliliter and adjustable flow rate
- Optional WiFi enabled software for fluid management and reporting*
- Unlike traditional air-powered pumps, no compressed air connection is needed



SFC-6

Model features

SFC-H

Distinguishing features:

- + Mobile pump unit with a carrying handle
- + Can be used standalone or mounted
- + Suitable for fluid dispensing
- + Ideal for mobile service technicians

SFC-1 / SFC-2

Distinguishing features:

- + Supports refill function, allowing bulk purchase of fluids while still using the cart for dispensing

SFC-6

Distinguishing features:

- + Manages up to six (6) x 30L containers
- + Sealed base plate acts as a spill tray
- + Prevents cross-contamination with 150 ml automatic flush into waste container (60 flush capacity); waste container is tool-free for easy removal and emptying
- + Includes refill spout for 30L containers



SFC-H



SFC-1



SFC-2

Specifications


Specification	SFC-H	SFC-1	SFC-2	SFC-6
Part number	440 80000 01	440 80001 01	440 80002 01	440 80003 01 / 440 80004 00*
Power source**	12V lithium-ion battery	12V lithium-ion battery	12V lithium-ion battery	12V lithium-ion battery
Container size	Variable size containers	5-20 gallon (19-76L)	16-55 gal (60-200L)	6x 30L
Dimensions (W x D x H)	11.85 x 9.21 x 20.8 in (30.1 x 23.4 x 52.9 cm)	26.53 x 16.89 x 35.55 in (67.4 x 42.9 x 90.3 cm)	34.40 x 24.76 x 35.55 in (87.4 x 62.9 x 90.3 cm)	38.26 x 19.40 x 44.60 in (97.2 x 49.3 x 113.3 cm)
Weight	22.48 lb (10.2 kg)	65 lb (29.5 kg)	76 lb (34.5 kg)	103 lb (46.8 kg)

*Includes 6x 30L containers

**Milwaukee M12; 150-300L battery life per charge; 220L tested with 5W30 oil with 4.0 amp hour battery (battery not included)

Adapters / accessories

Part number	Description
340 80000 00	Spare 30L container
340 80001 00	Drum / 30L container refill kit (for SFC-1/2 only)
340 80002 00	Extension hose for Drum / 30L container refill kit - 9.8 ft (300cm)
340 80003 00	Transmission & differential fill adapter set



Your Smart Station*

The added value of the FluidPRO® Smart Fluid Control station is its ability not only to record fluid usage data, but above all to send it to a portal that allows for effective management.

- Everything is tracked and organized: quantitative data, fuel type and consumption, vehicle data, operator and more
- The portal manages different access levels, depending on the role of the person consulting it (distributor, dealer, store manager, user)
- When the stock falls below the alarm threshold, the system manages and monitors the residual fluid, recording accesses and services

Requires a license (free for the first 6 months).



Suitable for

- ICE fluid maintenance
- Hybrid vehicles
- Maintains an oil-free environment for the proper handling of BEVs

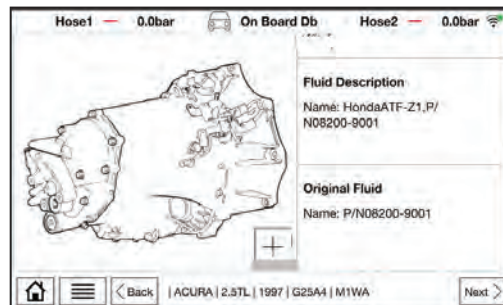
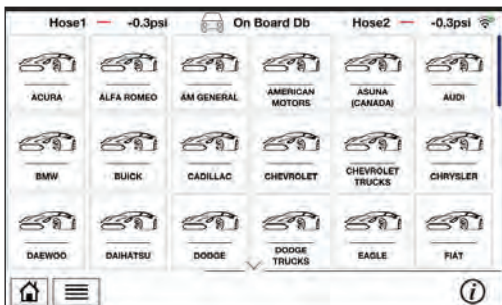
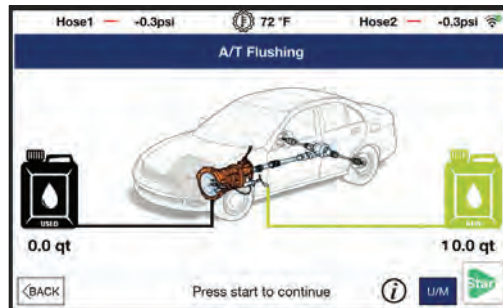
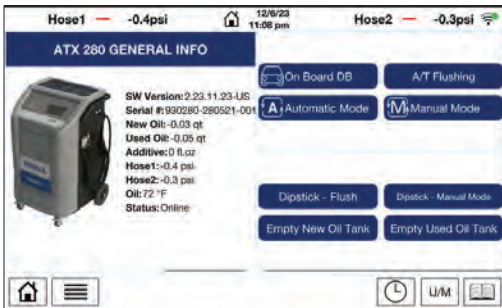
Transmission Fluid Exchange

Features:

- 7" touchscreen LCD display
- Graphical interface
- 45+ years of transmission data with integrated database
- Automatic oil flow direction detection
- WiFi connection
- Remote printing capability
- App for remote display
- Interchangeable tank
- Fast full exchange service times of 2-5 minutes and 6-10 minutes in "Dipstick" mode



ATX-280



Specifications

Specification	ATX-280
Part number	400 80023 00
Adapters	Includes standard adapter kit
Controls	7" touch screen LCD display
Dimensions (H x W x D)	47 in x 29 in x 29 in (120 cm x 74 cm x 74 cm)
Fluid tanks / types	25 quarts (23.6 liters) each - both new & used fluids
Hoses	10 ft. (3 m) service hoses, 5 ft. (1.5 m) for draining the waste oil; also includes 5 ft. (1.5m) clear, attached to 5 ft. (1.5m) black hose for dipstick mode
New fluid pump	2 X hydraulic oil pumps of 10 liters per min each; PWM-controlled
Operating range	41°F to 122°F (5°C to 50°C)
Power source	110/230 V, 50-60Hz
Process time	2 to 5 minutes
Scale accuracy	±0.03% over usable range
Warranty	1 year parts & labor
Weight	136 lbs. (62 kg)

Adapters / accessories

Part number	Description
300 80048 00	ATX standard adapter kit
300 80049 00	Deluxe ATX adapter kit (includes many foreign vehicle adapters)
300 80129 00	Kit adapter, european - extended
300 80052 00	By-pass adapter hose
300 80003 00	New/Used ATF Fluid tank - 25 quarts
300 80004 00	Additive/Detergent Bottle
360 83110 00	Thermal printer Paper - 5 Rolls
024 80259 00	Thermal Printer
300 80014 00	Adapter hose, straight, connects machine to vehicle
300 80015 00	Adapter hose, 90 degrees, connects machine to vehicle
300 80076 00	ATX dipstick wand assembly, 5/16" OD
300 80077 00	ATX dipstick wand assembly, 1/4" OD
300 80112 00	ATX dipstick wand assembly, 3/8" OD
000 80097 00	JAGUAR XJ8 (female)
000 80098 00	JAGUAR XJ8 (male)
000 80105 00	VW / NISSAN (male)
000 80106 00	VW / NISSAN (female)
000 80117 00	BMW X5 2007-2009 (male)
000 80118 00	BMW X5 2007-2009 (female)
000 80110 00	ATX adapter kit, Volkswagen / Ford, vehicles with DSG trans
000 80117 00	ATX adapter 56/56a, BMW X5-X6, 2007-2009

Related Parts and Accessories



Please scan the QR code to view the available parts and accessories.

Brake Fluid Exchange

Features:

- Fitted with an infinitely variable pressure regulator
- Suitable for ABS, ESP, EDS and SBC
- Hydraulic pump
- Pulsating fluid flow to pressurize air bubbles out of the braking system
- Automatic switch-off on empty container
- Pressure-less decoupling from vehicle
- Venting of device during container changeover not necessary
- Allows for brake bleeding procedure to be accomplished with single person operation



BFX-10

Unit-specific features:

- + Portable and light weight for easy hand held mobile use
- + Two Universal adapters included (with 425 80016 00)



BFX-20

Unit-specific features:

- + Adapters included (with 425 80014 00)
- + Additionally fitted with the BFX PLUS extraction system
- + Removable tool tray



Please scan the QR code to watch the BFX-20 set up video.

Specifications

Specification	BFX-10	BFX-20
Part number	425 80015 00 / 470 80016 00 (w/adapters)	425 80011 00 / 425 80014 00 (with adapter)
Working pressure	5 - 50 psi	5 - 50 psi
Power supply	110V, 60Hz	110V, 60Hz
Length	15.3 in	16 in
Width	9.8 in	16 in
Height	16.1 in	40 in
Filling hose length	11.5 ft	11.3 ft
Maximum container size	13.8L / 1 gal	5L / 1.3 gal
Weight	15.4 lbs	46 lbs

Adapters / accessories

Part number	Description
1	026 80354 00 Brake fluid test strips, FASCAR® 100 strips
2	026 80734 00 Waste fluid collection bottle with bleeder connection and handle 1L
3	026 80735 00 Waste fluid collection bottle with quick connect fitting 1L
4	026 80736 00 New fluid container 5L
5	026 80791 00 In-line filter waste fluid suction hose
6	325 80118 00 Kit BFX standard adapters with case
-	028 80576 00 New fluid hose with 5L container connection
-	028 80575 00 New fluid fill hose
-	026 80356 00 BrakeStrip Plus kit
-	325 51400 00 Quick change filter retro-fit kit

Related Parts and Accessories



Please scan the QR code to view the available parts and accessories.

1



2



3



4



5



6



Coolant Exchange

Features:

- Compatible with all coolant types
- Two 7.5 gal new coolant tanks and one 15 gal waste tank
- Automatic pump shut-off
- Drip-proof tank connectors
- Service times of 3 minutes
- Visible fluid level indicators
- Easy to read gauges
- Powered by 12V power supply clips
- + Includes flush bypass loop & flow indicator (MCX-2F)
- + Larger capacity fill tanks and step adapters (MCX-2HD)



MCX-2

Specifications

Specification	
Part Numbers	MCX-2: 470 80030 00 / MCX-2F: 470 80031 00 / MCX-2HD: 470 80032 00
Adapters	Step adapters: universal; 2 sets; 1-1/4 in to 1-3/4 in range (3.2 cm to 4.4 cm) diameter / Hose adapters: universal; 2 hoses, 1-1/4 in to 1-3/8 in (3.2 cm to 3.5 cm) and 1-1/2 in to 1-3/4 in. (3.8 cm to 4.4 cm) diameter
Coolant exchange	92 to 98% single pass, average exchange for most vehicles
Dimensions (H x W x D)	45 in x 38 in x 22.5 in (114 cm x 97 cm x 57 cm)
Fluid tanks / types	Contains two 7.5 gal new coolant tanks
Hoses	8 ft (2.4 m) green (new fluid) hose and 8 ft (2.4 m) black (used fluid) hose with clear section. 10 ft clear (system pressure relief) hose
Hose connection	3/8 in (9.5 mm); quick connect/disconnect
Operating range	32°F to 122°F (0°C to 50°C)
Power source	12 VDC - 10 Amp
Process time	<3 minutes average (full exchange)
Pumps	2 gal. (7.9 liter) per minute fill: diaphragm type / drain: impeller type
Warranty	1 year parts & labor
Weight	170 lbs. (77 kg)

Adapters / accessories*

	Part number	Description
-	370 80002 00	Step adapter, 3/8", 1/2"
-	370 80003 00	Step adapter, 5/8", 3 7/8"
-	370 80004 00	Step adapter 1.125" To 1.375"
-	370 80005 00	Step adapter 1.50" To 1.75"
-	370 80019 00	Kit standard with MCX machines, hoses, adapters, hose clamps, wand
1	370 80033 00	Flush hose assembly (MCX-2)
-	370 80048 00	Step adapter 2" to 2.5"
2	370 80173 00	Adapter, Saturn pressurized reservoir
3	370 80172 00	Adapter, BMW 3 & 5 series, 1999 & newer
4	370 80175 00	Adapter Audi S4, 2001 V6 twin turbo
5	370 80204 00	Waste tank, 15 gal. Includes fitting, float switch, auto shut-off
-	370 80239 00	Adapter, Ford 6.4L & 6.7L diesel
-	370 80252 00	Fill tank, 7 gal. Includes fitting, tube, filter, check valve
-	370 80123 00	Heavy duty adapter kit (MCX-2HD)
-	026 80355 00	Coolant test strip kit -(100 coolant strips (Universal)
-	025 80326 00	Fuse, special low blow
-	026 80250 00	Sight glass bowl, includes filter, o-ring, filter housing
-	370 80052 00	Sticks PH measuring - bottle of 70
-	370 80049 00	90° hose adapter, 1-1/4" to 1-3/8"
-	370 80050 00	90° hose adapter 90°, 1-1/2" to 1-3/4"
-	370 80051 00	90° hose adapter 90°, 2" to 2-1/2"
6	370 80165 00	Impeller kit, early model with 3-screw pump cover, Jabsco pump
-	370 80166 00	Impeller kit, current model with 4-screw pump cover
-	370 80169 00	Wand, complete
-	370 80185 00	Waste tank assembly, round
-	370 80047 00	Assembly adapter insulated 1.5 To 1.75

Related Parts and Accessories



Please scan the QR code to view the available parts and accessories.

1



2



3




4



5



6



*All adapters are for the MCX-2 and MCX-2F unless otherwise noted.

Coolant Exchange

Features:

- Color coded function valves
- Easy coolant selection/changeover
- Fluid flow direction indicator
- Fast service times of 5-15 minutes
- Vacuum gauge
- Pressure relief valve on waste fluid cylinder
- No-leak end cap design
- Powered by shop air



VCX-1



VCX-4

Specifications

Specification	VCX-1	VCX-4
Part number	470 80019 00	470 80020 00
Adapters	2 cone plugs; 8 in (20 cm) hose adapter	2 cone plugs; 8 in (20 cm) hose adapter
Controls	Ball valves w/ color-match system	Ball valves w/ color-match system
Number of cylinders	Two - one waste, one new	Four - one waste, three new
Coolant cylinders	20 quart (18.9 liter) each	20 quart (18.9 liter) each
Dimensions (H x W x D)	63 in x 28 in x 22.5 in (160 cm x 71 cm x 57 cm)	63 in x 28 in x 29 in (160 cm x 71 cm x 74 cm)
Fluid tanks / types	Any coolant type	Any coolant type
Hoses	Clear, wire reinforced 10 ft. (3 m)	Clear, wire reinforced 10 ft. (3 m)
New fluid pump	Venturi vacuum generator; 28 inHg (0.95 bar) maximum	Venturi vacuum generator; 28 inHg (0.95 bar) maximum
Power source	Shop air, 55 to 110 psi (3.8 to 76 bar)	Shop air, 55 to 110 psi (3.8 to 76 bar)
Process time	5 to 15 minutes average	5 to 15 minutes average
Warranty	1 year—parts & labor	1 year—parts & labor
Weight	166 lb. (75 kg)	200 lb. (91 kg)

Adapters / accessories

Part number	Description
- 060 81215 00	Cone plug adapter
1 370 80071 00	Cone and hose adapter kit
- 026 80355 00	Coolant test strip kit (100 coolant strips)
2 370 80095 00	Radiator pressure relief adapter kit

Related Parts and Accessories



Please scan the QR code to view the available parts and accessories.

1



2



Coolant Exchange

Features:

- Use with ICE, BEV and EV vehicles
- Automatic leak testing (prior to fill)
- Fully-automatic with automatic shut-off
- <5% cross contamination w/coolant changes
- Built-in vehicle database
- Multilingual on board display and visual / audible alarms
- Spill-less coolant siphon and extraction
- Wireless reporting and software updates
- Adapter tray w/drain
- Quick-connect adapter fitting



Specifications

Specification	CSX
Part number	470 80041 00
Interface	IP65 rated 7" Color Touch Display
Fill accuracy	+/- 0.05 liter (0.013 gallon)
New / waste coolant tanks	9.25 gallon (35 liters)
Coolant filter	80 micron (optional 10 micron)
Hoses	15 ft. (4.5 m)
Included adapters	Universal step adapters 3/8" to 1-3/4" dia (9.5 mm to 4.4 cm), coolant resevoir adapters, SAE J2044, VDA
Languages	19 different languages
Operating ranges	32° - 122°F (0° - 50°C)
Power source	120 VAC / 60 HZ @ 12 AMP or 240 VAC / 50 HZ @ 6 AMP
Air source	60 – 140 PSI (4 – 9.6 bar) dry (non-oiled)
Vacuum pump	1.8 CFM (51 LPM)
Coolant Pump	2.6 GPM (10 LPM)
Weight	137 lbs (62 kg)
Dimensions (HxLxW)	47" x 29" x 29" (120 x 74 x 74 cm)
Warranty	1 year parts & labor

Adapters / accessories

Part number	Description
370 80040 00	CSX adapter kit

Exhaust Ventilation System

Features:

- Compact design with locking casters
- Powerful motor
- Low noise rating
- Heat-resistant hose
- Spring loaded for height adjustment



Specifications

Technical feature	EV-1
Part Number	435 80001 00
A-weighted surface noise rating	Corrected LpAm = 73 dB(A)
Flow capacity	270 CFM (460 CMH)
Fuses	Qty. (2); 16 amp time delayed; 0.39 in x 1.49 in (10 mm x 38 mm)
Hose	40 ft. (12 m) long; 5 in (12.7 cm) diameter
Motor	110 VAC (0.75 HP)
Power source	Minimum 6 amp
Warranty	1 year-parts & labor
Weight	73 lbs. (33 kg)

Adapters / accessories

	Part number	Description
1	335 80001 00	Dual exhaust adapter kit

Related Parts and Accessories



Please scan the QR code to view the available parts and accessories.

1





Heavy Duty Lift Equipment

A full line of the highest quality hydraulic and pneumatic equipment available for the professional service technician.

Products in this section:


- Brake service
- Engine stands
- Fluid handling
- Jacks
- Lifts
- Shop cranes
- Shop presses
- Support stands



Wireless Mobile Column Lifts

Features:

- Heavy duty lifting capacity – wide base available
- Intelligent patented wireless smart lift technology
- Simple tablet-based touch screen with onboard manuals, videos, and internet
- Supports a broad line up of applications from light vehicle to commercial vehicle
- Fully adjustable carriage, 12" forks supports wheel diameter from 5" to 24.5"
- Patent-pending down-stop visual safety system
- Adjustable lift height up to 69" (1753 mm) for free-and-clear access
- 24-volt mobile column, with a wide, adjustable carriage for over-sized tire engagement
- Features the industry's original wireless communication system, state of the art touch screen graphic control system, and a patented self-centering adjustable carriage, providing the user with the most reliable and safe lifting environment
- No external wires or cords providing clear and safe access to the undercarriage of the vehicle



Please scan the QR code to watch the overview video of this equipment.

Mobile column lift specifications

	CML-7	CML-9	CML-9W
Part number (each)	485 80094 00	485 80098 00	485 80102 00
Capacity (each)	14,000 lb (6,350 kg) – 7 ton	19,000 lb (8,165 kg) – 9.5 ton	19,000 lb (8,165 kg) – 9.5 ton
Min / max wheel diameter	5 in / 24.5 in (127 mm / 622 mm)	5 in / 24.5 in (127 mm / 622 mm)	4 in (102mm) – no max
Min (2) / max (4) lift height	32 in / 69 in (813 mm / 1,753 mm)	32 in / 69 in (813 mm / 1,753 mm)	32 in / 69 in (813 mm / 1,753 mm)
Height	88.5 in (2,248 mm)	88.5 in (2,248 mm)	88.5 in (2,248 mm)
Height (full lift)	157.13 in (3,991 mm)	157.13 in (3,991 mm)	157.13 in (3,991 mm)
Weight (each)	1,485 lb (674 kg)	1,510 lb (685 kg)	1,575 lb (714 kg)

Column lift sets:

Qty	CML-7		CML-9		CML-9W	
	Part#	Set Capacity	Part#	Set Capacity	Part#	Set Capacity
Set of 4	485 80095 00	56,000 lb (25,401 kg)	485 80099 00	76,000 lb (34,473 kg)	485 80103 00	76,000 lb (34,473 kg)
Set of 6	485 80096 00	84,000 lb (38,102 kg)	485 80100 00	114,000 lb (51,710 kg)	485 80104 00	112,000 lb (50,802 kg)
Set of 8	485 80097 00	112,000 lb (50,802 kg)	485 80101 00	152,000 lb (68,946 kg)	485 80105 00	152,000 lb (68,946 kg)



The patented Gray Wireless Portable Lift System improves a shop's safety, productivity, and flexibility. The wireless lift system family raises a wide variety of vehicles allowing technicians to safely and efficiently complete preventative maintenance tasks prior to major component repair.



Mobile column lift adapters*

	Part Number	Model Number	Description
-	485 80110 00	CAD-FL	Fork lift adapter
-	485 80111 00	CAD-FL3	3rd wheel fork lift adapter
1	485 80112 00	CAD-CB	Cross beam adapter (sold individually)
2	485 80113 00	CAD-EL	End lift adapter (pair)
3	485 80156 00	CAD-120ML	Trailer king pin adapter
4	485 80162 00	CAD-CBEX5	15" tall post kit for CAD-CB - height extension (pair)
5	485 80163 00	CAD-CBEX9	19.5" tall post kit for CAD-CB - height extension (pair)
6	485 80132 00	CAD-15FCO	Ford cab off adapter (pair)
7	485 80131 00	CAD-240ML	Snow plow adapter

1



2



3



4



5



6



7



*Color may vary

Mobile column lift accessories

	Part Number	Model Number	Description
1	485 80106 00	CML-LED	LED light kit
2	485 80126 00	CAR-20	2,000 lb rear axle restraint
3	485 80164 00	CML-CRFK	Cord reel retrofit kit
4	485 80157 00	CML-4PL	Wrap around protective cover
5	485 80107 00	CVS-7H	7.5T high-rise support stand (see page 57 for specs)
-	485 80109 00	CVS-10H	10T high-rise support stand (see page 57 for specs)

1



2



3



4



5



Brake Dolly

Manufactured by



Features:

- Handles air disc brake calipers and discs, brake drums and complete hub assemblies
- Tool tray for tools and hardware
- Includes caliper extension and wheel end adapter
- Handles and four swivel casters for maneuverability



Shown with optional rotor adapter.

CBD-200



Shown with caliper adapter.

Specifications

Adapters / accessories*

Specification	CBD-200	Part number	Description
Part number	485 80152 00	1	485 80153 00 Brake drum adapter
Capacity	200 lb (90.7 kg)	2	485 80167 00 Rotor adapter with strap
Maximum lift height (top of tool post)	44 in (104 cm)	3	485 80168 00 90° Long reach caliper adapter
Start height (top of tool post)	16 in (105 cm)	-	485 80169 00 Left hand caliper adapter
Width	35.875 in (111 cm)	-	485 80170 00 225mm wheel end adapter
Length	29.25 in (74 cm)	-	485 80171 00 335mm wheel end adapter
Rotor adapter capacity	175 lb (97 kg)	-	425 80175 00 Interchangeable plate adapter (for 225 mm & 335 mm hub adapters)
Caliper adapter capacity	100 lb (45 kg)		
Weight	205 lb (92.9 kg)		



*Color may vary

Engine Stands

Manufactured by



Features:

- Adjustable to capture a variety of engines
- Laterally adjusts creating a flexible yet sturdy work platform
- 360° rotation
- Locking wheels



AES-1000



CES-6000*

Specifications

Specification	AES-1000	CES-6000*
Part number	485 80083 00	485 80125 00
Capacity	1,000 lb (454 kg)	6,000 lb (2721 kg)
Height to center line	41 in (104 cm)	39 in (99 cm)
Maximum overall length	41.5 in (105 cm)	66 in (168 cm)
Overall width	41 in (104 cm)	49 in (124 cm)
Maximum overall height	44.3 to 44.5 in (112 to 113 cm)	50 in (127 cm)
Front wheels	4 in (10 cm) swivel with brake	8" (20 cm) fixed
Rear wheels	5 in (13 cm) fixed	6 in (15 cm) swivel
Handle length	32 in (81 cm)	12 in (30 cm)
Maximum engine swing radius	31 in (79 cm)	42 in (107 cm)
Weight	163 lb (74 kg)	835 lb (378.8 kg)

*Accommodates any engine transmission or axle carrier when equipped with universal engine adapter (P/N 485 80142 00**)

Adapters / accessories* (for CES-6000 only)

	Part number	Model	Description	Fitment
1	485 80142 00	CAD-6KUEA	Universal engine adapter**	Universal fitment for all engines, transmissions, and axle carriers
-	485 80143 00	CAD-6KDET	Detroit Diesel multi series adapter	53, 71, 92, 8.2L series engines
2	485 80144 00	CAD-6KS60	Detroit Diesel 60 series engine adapter	Detroit Diesel 60 series engines
-	485 80145 00	CAD-6KCMS	Cummins Multi series adapter	NH, NTC, NTE, N14, 855, 378 V6 & L10 6 cylinder, 504, 555, 903, KT 1150 series engines
-	485 80146 00	CAD-6KLMS	Cummins L-10 & M-11 series	Cummins L-10 & M-11 series engines
-	485 80147 00	CAD-6KCBS	Cummins B series	Cummins B series engines
3	485 80148 00	CAD-6KCCA	Cummins C series	Cummins C series engines
-	485 80149 00	CAD-6KCAT	CAT Diesel	1673, 3306, 1674, 1693, 3406 Inline 6, 1100, 3208, & 3408 V8 series engines
4	485 80150 00	CAD-6KINT	International	4-152, 4-196, V-304, V-345, V-392, MV-404, MV-446, DV-550, D 9.0L, 6.9L, DT-360, DT-466 series engines
-	485 80151 00	CAD-6KJDP	John Deere Powertech	PowerTech 4.5L & 6.8L series engines



*Color may vary

Filter Crushers

Features:

- Accommodates up to 4 spin-on oil filters simultaneously
- Interlocking feature prevents door from opening until the ram is fully retracted
- Removable catch basin
- 100% air operated
- Mounting stand included



AFC-9

CFC-16

Specifications

Specification	AFC-9	CFC-16
Part number	485 80081 00	485 80082 00
Dimensions (H x W x D)	69.5 in x 15 in x 16.8 in (177 cm x 38 cm x 43 cm)	85.5 in x 20.5 in x 16.8 in (217 cm x 52 cm x 43 cm)
Stand dimensions (H x W x D)	57 in x 29 in x 23 in (145 cm x 74 cm x 58 cm)	61 in x 29 in x 27 in
Weight	242 lb (110 kg)	282 lb (128 kg)
Crushing chamber	9 in (23 cm)	16 in (4064 cm)
Dimensions (H x W x D)	9 in x 8 in x 8 in (23 cm x 20 cm x 20 cm)	16.3 in x 10 in x 8 in (41 cm x 25 cm x 20 cm)
Air inlet	1/4 female npt	1/4 female npt
Air pressure	100 to 160 psi (6.9 to 11.0 bar)	100 to 200 psi (6.9 to 13.8 bar)
Catch basin connection	3/4 female npt	3/4 female npt
Crushing force	Air Pressure Required	Air Pressure Required
Crushing force: 12,000 lb / 6 tons	112 psi (7.7 bar)	112 psi (7.7 bar)
Crushing force: 14,000 lb / 7 tons	129 psi (8.9 bar)	129 psi (8.9 bar)
Crushing force: 16,000 lb / 8 tons	147 psi (10.1 bar)	147 psi (10.1 bar)
Crushing force: 18,000 lb / 9 tons	165 psi (11.4 bar)	165 psi (11.4 bar)
Crushing force: 20,000 lb / 10 tons	183 psi (126 bar)	183 psi (126 bar)
Crushing force: 22,000 lb / 11 tons	200 psi (13.8 bar)	200 psi (13.8 bar)
Shipping Weight	242 lb (110 kg)	282 lb (128 kg)

Fluid Handlers

Manufactured by



Features:

- Three swivel casters
- Welded body construction
- Air pressurized system - uses shop air
- Factory set air regulator and "pop-off" valve
- Low profile design of 9"



CFH-15AF*



CFH-15OL

Specifications

Specification	CFH-15AF	CFH-15OL
Part number	485 80186 00	485 80187 00
Capacity	15 gal (57 liter)	15 gal (57 liter)
Fluid	Anti-freeze	Oil
Overall height	9 in (23 cm)	9 in (23 cm)
Overall diameter	30 in (76 cm)	30 in (76 cm)
Catch pan diameter	24 in (61 cm)	24 in (61 cm)
Catch pan depth	2.4 in (6 cm)	2.4 in (6 cm)
Drain hose length	120 in (305 cm)	120 in (305 cm)
Drain hose diameter (I.D.)	0.8 in (2 cm)	0.8 in (2 cm)
Drain shut-off	0.8 in (2 cm)	0.8 in (2 cm)
Swivel caster diameter	3 in (8 cm)	3 in (8 cm)
Regulator	12 psi (0.8 bar)	12 psi (0.8 bar)
Pop off valve	15 psi (1.0 bar)	15 psi (1.0 bar)
Weight	90 lb (41 kg)	90 lb (41 kg)

Adapters / accessories**

	Part number	Model	Description
1	485 80080 00	CFH-15K	Fluid handler height extension adapter



**Color may vary

*Reusable 100 micron filter included

Axle Jacks

Features:

- QuickLift® feature, internal design raises the ram to the load at a quicker rate of speed
- Low starting height of 8" allows for easy positioning and spotting underneath low profile vehicles
- Patent pending air ram retract feature allows the user to reset the ram back to minimum starting height without reconnecting the hose

Manufactured by



CAJ-25

Specifications

Specification	CAJ-25*	CAJ-25LP (*with large pad)	CAJ-25S (*with short handle)	CAJ-35
Part number	485 80051 00	485 80053 00	485 80052 00	485 80054 00
Capacity (lbs / kg)	50,000 lb (22,680 kg)	50,000 lb (22,680 kg)	50,000 lb (22,680 kg)	70,000 lb (31,751 kg)
Capacity (tons)	25 ton	25 ton	25 ton	35 ton
Minimum start height	8 in (20 cm)	8-9 /16 in (21.8 cm)	8 in (20 cm)	9.25 in (23.5 cm)
Maximum lift height	21 in (53 cm)	21 in (53 cm)	21 in (53 cm)	-
Power source	Air / hydraulic	Air / hydraulic	Air / hydraulic	Air / hydraulic
Required air pressure	90-200 psi (6.2-13.8 bar)	90-200 psi (6.2-13.8 bar)	90-200 psi (6.2-13.8 bar)	110 - 200 psi (7.7 - 13.8 bar)
Stroke	5.1 in (13 cm)	5.1 in (13 cm)	5.1 in (13 cm)	5.1 in (13 cm)
Extension screw adjustment	4.9 in (12 cm)	-	4.9 in (12 cm)	-
Frame width	12 in (30 cm)	-	12 in (30 cm)	-
Frame length	20 in (51 cm)	-	20 in (51 cm)	-
Wheel diameter	8 in (20 cm)	8 in (20 cm)	8 in (20 cm)	8 in (20 cm)
Handle length	53 in (135 cm)	53 in (135 cm)	23 in (58 cm)	53 in (135 cm)
Maximum air pressure	200 psi (13.8 bar)	200 psi (13.8 bar)	200 psi (13.8 bar)	200 psi (13.8 bar)
Starting height (SH)	-	8.7 in (22 cm)	-	-
SH w/ short lift pad	-	11 in (28 cm)	-	-
SH w/ tall lift pad	-	13.7 in (35 cm)	-	-
SH w/ short and tall lift pad	-	16 in (41 cm)	-	-
Lifting height (LH)	-	136 in (35 cm)	-	-
LH w/ short lift pad	-	16.2 in (41 cm)	-	-
LH w/ tall lift pad	-	18.8 in (48 cm)	-	-
LH w/ short and tall lift pad	-	21.1 in (54 cm)	-	-
Lift pad diameter	2 in (5.1 cm)	3.5 in (9 cm)	2 in (5.1 cm)	-
Lift pad start height	-	-	-	9.3 in (24 cm)
Lift pad start height w/ adapter	-	-	-	11.9 in (30 cm)
Screw adjustment	4 7/8 in (12.38 cm)	4 7/8 in (12.38 cm)	4 7/8 in (12.38 cm)	5 in (13 cm)
Length (handle horizontal)	-	-	-	71 in (180 cm)
Width (at wheels)	-	-	-	14.3 in (36 cm)
Overall height (handle vertical)	-	-	-	58.5 in (149 cm)
Weight	124 lb (56 kg)	131 lb. (59.5 kg)	124 lb (56 kg)	146 lb (66 kg)

Clutch Jacks

Manufactured by



Features:

- 300 lb. lifting capacity
- 360° rotating head allowing flexibility and convenience
- Hydraulic power system provides precise adjustment and the swivel casters permit easy movement
- Fold back feature allows technicians to easily remove the jack from underneath the vehicle
- Optional adapters are available to make other common jobs easier and safer
- US Patent #6,189,864,B1



CCL-300



CCL-330H

Specifications

Specification	CCL-300	CCL-300H (High rise)
Part number	485 80044 00	485 80048 00
Capacity	300 lb (136 kg)	300 lb (136 kg)
Minimum start height	15 in (38 cm)	40 in (102 cm)
Maximum lift height	39 in (99 cm)	80.5 in (204 cm)
Power	Hydraulic	1st Stage Air / 2nd Stage Hydraulic
Required air pressure	N/A	100 to 160 psi (6.9 to 11.0 bar)
Head rotation	360°	360°
Dimensions (W x L)	22 x 41 in (56 x 104 cm)	41 x 41 in (104 x 104 cm)
Supplied spine shaft	2 in (5 cm)	2 in (5 cm)
Weight	134 lb (61 kg)	105 lb (48 kg)

Adapters / accessories*

	Part number	Model	Description
1	485 80050 00	CAD-300BC	Battery / compressor adapter (only for use with CCL-300H)
2	485 80049 00	CAD-300EV	Trailer / evap tray adapter (only for use with CCL-300H)
-	485 80043 00	CAD-134CL	1 3/4" spline
-	485 80045 00	CAD-312CL	12" height adapter
3	485 80046 00	CAD-300BD	Brake drum adapter
4	485 80047 00	CAD-214CL	2" 14 tooth spline
-	485 80040 00	CAD-2000FW	Flywheel adapter
-	485 80158 00	CAD-10TC	2" 10 tooth spline adapter
-	485 80173 00	CAD-18TED	18 tooth spline adapter - Eaton Endurant & Detroit DT12 transmissions
-	485 80174 00	CAD-24TIM	24 tooth spline adapter - Mack M-Drive & Volvo I-Shift transmissions



*Color may vary

Forklift Jacks

Features:

- Two position lift pad that easily adjusts to handle flat or edged surfaces
- Low starting height of 2¼" allows maximum flexibility
- Hold-to-Run™ release knob provides a slow descent rate with precise operator control



Specifications

Specification	CFL-4	CFL-4A (air assist)	CFL-7	CFL-7A (air assist)
Part number	485 80085 00	485 80086 00	485 80087 00	485 80088 00
Capacity	4T (8,000 lb / 3,629 kg)	4T (8,000 lb / 3,629 kg)	7.5T (15,442 lb / 7,004 kg)	7.5T (15,442 lb / 7,004 kg)
Maximum lift height	16 in (41 cm)	16 in (41 cm)	16 in (41 cm)	16 in (41 cm)
Power	Hydraulic	Air / hydraulic	Hydraulic	Air / hydraulic
Required air pressure	-	155 psi (10.7 bar)	-	155 psi (10.7 bar)
Reach (raised position)	7 in (18 cm)	7 in (18 cm)	7 in (18 cm)	7 in (18 cm)
Distance from hydraulic cylinder to lift pad:				
Width	8 in (20 cm)	8 in (20 cm)	10 in (25 cm)	10 in (25 cm)
Starting pad height (lift arm notch)	2.3 in (5.8 cm)	2.3 in (5.8 cm)	2.3 in (5.8 cm)	2.3 in (5.8 cm)
Starting pad height (serrated lift pad)	2.5 in (6.3 cm)	2.5 in (6.3 cm)	2.5 in (6.3 cm)	2.5 in (6.3 cm)
Weight	68 lb (31 kg)	71 lb (32 kg)	93 lb (42 kg)	98 lb (44 kg)

Service Jacks

Manufactured by



Features:

- A low start height combined with a high lift height
- Heavy duty steel frame design
- Manual pump feature included
- Large front wheels and long-life heavy duty rear swivel casters



CSJ-3



CSJ-10A

Specifications

Specification	CSJ-3	CSJ-6A	CSJ-10A
Part number	485 80022 00	485 80024 00	485 80023 00
Maximum capacity	3T (6,000 lb / 2,721 kg)	6T (12,000 lb / 5,443 kg)	10T (20,000 lb / 9,072 kg)
Minimum start height	4.25 in (11 cm)	4.8 in (12 cm)	7 in (18 cm)
Maximum lift height	23.75 in (60 cm)	23.3 in (59 cm)	27 in (69 cm)
Power	Hydraulic / manual	Air / hydraulic / manual	Air / hydraulic / manual
Required air pressure	-	90 to 175 psi (6.2 to 12.1 bar)	90 to 175 psi (6.2 to 12.1 bar)
Chassis dimensions (H x L)	7.25 in x 34 in (18 cm x 86 cm)	9.8 in x 48 in (25 cm x 122 cm)	10 in x 53.5 in (25 cm x 136 cm)
Handle length	45 in (114 cm)	47.8 in (121 cm)	47 in (119 cm)
Dimensions (W x L)	16 in x 81 in (41 cm x 206 cm)	18.5 in x 95.3 in (47cm x 242 cm)	21.9 in x 101.8 in (56 cm x 259 cm)
Overall reach	75.5 in (191.77 cm)	87 in (221 cm)	93 in (236 cm)
Front caster diameter	4 in (10 cm)	4.3 in (11 cm)	5 in (13 cm)
Rear swivel caster diameter	3 in (8 cm)	4 in (10 cm)	4 in (10 cm)
Saddle diameter	6.5 in (17 cm)	7.4 in (19 cm)	8 in (20 cm)
Front width caster to caster	13.5 in (34 cm)	16.9 in (43 cm)	17.1 in (43 cm)
Rear width bracket to bracket	16 in (41 cm)	19.9 in (51 cm)	20.1 in (51 cm)
Weight	160 lb (72 kg)	256 lb (116 kg)	410 lb (186 kg)

Adapters / accessories

Feature	SJR-S (Standard)	SJR-DL (Dual lever)	SJR-XL (Extra long)
Part number	485 80196 00	485 80190 00	485 80189 00
Height range	8 - 14 in (20.3 - 35.5 cm)	8 - 14 in (20.3 - 35.5 cm)	14 - 24 in (35.5 - 60.9 cm)
Load capacity	2 ton (3.5 ton with cross pin)	3.5 tons	2 ton (3.5 ton with cross pin)
Locking mechanism	Manual locking pin	Dual lever (no pin needed)	Manual locking pin
Application	General automotive use	Commercial / fast paced use	Taller vehicles or lifted cars

Service Jack Rod Features:

- Eliminates the need for bulky jack stands
- Secure locking mechanism locks into place at your desired height, even if the service jack fails
- Attaches to a service jack using the optional jack rod mount
 - + Jack rod mount (485 80195 00)
 - + Jack rod XL mount (485 80197 00)
- High load capacity
- Adjustable height
- Patent-protected design
- Ideal for workshops and mobile service



SJR-S



SJR-DL

HIGHEST
STANDARD
load capacity



SJR-XL

Jack rod mount



485 80195 00

485 80197 00

Transmission Jacks



General Features:

- Forward, rear, and side tilt adjustments
- Adjustable quick ratcheting brackets
- Accessory adapters available to assist in handling a wide range of vehicle assemblies and components safely and efficiently

Model features

ATJ-1000H

Distinguishing features:

- + Nylon Speed-Strap™ quickly and conveniently secures the load
- + Heavy-duty acme threaded screws



CTJ-2200

Distinguishing features:

- + Large head plate
- + Forward, rear, and side tilt adjustments
- + Four adjustable quick ratcheting brackets



CTJ-2700H

Distinguishing features:

- + Low 30" start height
- + Large head plate
- + Includes truck component handling system kit (TCHS)



ATJ-1000H specifications

Specification	ATJ-1000H
Part Number	485 80025 00
Capacity	1,000 lb (454 kg)
Minimum start height	34.5 in (88 cm)
Maximum lift height	72 in (183 cm)
Power	1st stage air / 2nd stage air, hydraulic
Required air pressure	90 to 160 psi (6.2 to 11.0 bar)
Head plate dimension	11.5 x 11.5 in (29 x 29 cm)
Tilt (forward - rear - side to side)	40° / 20° / 10°
Caster diameter	4 in (10 cm)
Weight	125 lb (57 kg)

CTJ-2200 / CTJ-2700H specifications

Specification	CTJ-2200 / CTJ-2200TC	CTJ-2200A / CTJ-2200ATC	CTJ-2700H
Part numbers	485 80031 00 / 485 80032 00	485 80033 00 / 485 80034 00	485 80035 00
Capacity	2,200 lb (1,001 kg)	2,200 lb (1,001 kg)	2,700 lb (1,225 kg)
Minimum start height	8 in (20 cm)	8 in (20 cm)	30 in (76 cm)
Maximum lift height	34 in (86 cm)	34 in (86 cm)	72 in (183 cm)
Power	Manual / hydraulic	Air / hydraulic	1st stage air / 2nd stage air, hydraulic
Required air pressure	90 to 200 psi (6.2 to 13.8 bar)	90 to 200 psi (6.2 to 13.8 bar)	110 psi (76 bar)
Power (RAM) travel	26 in (66 cm)	26 in (66 cm)	-
Head plate dimension	11.5 x 17 in (29 x 43 cm)	11.5 x 17 in (29 x 43 cm)	11.5 x 17 in (29 x 43 cm)
Tilt (forward - rear - side to side)	10°	10°	10°
Dimensions (W x L)	28.3 x 44.5 in (72 x 113 cm)	28.3 x 44.5 in (72 x 113 cm)	34.5 x 42 x 49.3 in (88 x 107 x 125 cm)
Handle length	24.3 in (62 cm)	24.3 in (62 cm)	44.5 in (113 cm)
Caster diameter	4 in (10 cm)	4 in (10 cm)	8 in (20 cm)
Weight	305 lb (138 kg)	305 lb (138 kg)	670 lb (304 kg)

Adapters / accessories*

	Part number	Jack Model	Model	Description
1	485 80030 00	ATJ-1000H	AAD-1000K	All-purpose adapter kit
-	485 80028 00	ATJ-1000H	AAD-1002	2" height adapter
2	485 80029 00	ATJ-1000H	AAD-1004	4T80E adapter
3	485 80027 00	ATJ-1000H	AAD-1045	#45 adapter
4	485 80026 00	ATJ-1000H	AAD-1090	#90 adapter
5	485 80154 00	CTJ-2200 / CTJ-2700	CAD-10DBA	Disc brake caliper adapter
-	485 80036 00	CTJ-2200 / CTJ-2700	CAD-2000BD	Brake drum adapter
6	485 80037 00	CTJ-2200 / CTJ-2700	CAD-2000CL	Clutch adapter
-	485 80038 00	CTJ-2200 / CTJ-2700	CAD-2000DF	Differential adapter
-	485 80039 00	CTJ-2200 / CTJ-2700	CAD-2000EF	Eaton fuller transmission adapter
7	485 80040 00	CTJ-2200 / CTJ-2700	CAD-2000FW	Flywheel adapter
8	485 80041 00	CTJ-2200 / CTJ-2700	CAD-2000KP	King pin adapter (wheel end)
9	485 80042 00	CTJ-2200 / CTJ-2700	CAD-2000TC	TCHS universal adapter kit** (includes brackets, chains, sling straps, tool box)
10	485 80140 00	CTJ-2200 / CTJ-2700	CAD-25DLA	Driveline adapter
11	485 80139 00	CTJ-2200 / CTJ-2700	CAD-DPF1	1-Box DPF adapter
12	485 80138 00	CTJ-2200 / CTJ-2700	CAD-DPFH	Horizontal DPF adapter
13	485 80155 00	CTJ-2200 / CTJ-2700	CAD-EVB	Electric vehicle battery pack adapter – electric vans
14	485 80136 00	CTJ-2200 / CTJ-2700	CAD-HRDIF	Flange/half-round yoke adapter
15	485 80141 00	CTJ-2200 / CTJ-2700	CAD-MDDIF	Medium duty differential adapter

*Color may vary

**The Truck Component Handling System (TCHS) offers a versatile universal adapter solution that can be configured to handle an abundance of commercial vehicle components including but not limited to drive shafts, differentials, transmissions, and axle assemblies.



Air Lifts



Features:

- Designed for spring, tire, and brake work on agricultural sprayers and equipment
- 100% air operated
- Built-in vehicle support stand feature
- Multiple width saddle options included
- Removable handle
- Can be used in pairs with the air valve T-connector



Specifications

Specification	CBJ-10A
Part Number	485 80019 00
Capacity	20,000 lb (9,072 kg)
Minimum start height	50 in (127 cm)
Minimum start height with wide saddle	50 in (126 cm)
Maximum lift height	68 in (172 cm)
Maximum lift height with wide saddle	67 in (169 cm)
Saddle width	6.25 in (16 cm)
Wide saddle width	9.875 in (25 cm)
Pin increment positions	2.5 in (6.35 cm)
Stroke	9625 (24 cm)
Width	26 in (66 cm)
Length	27.5 in (70 cm)
Required air pressure	200 psi
Weight	290 lb (132 kg)

Air Lifts

Manufactured by



Features:

- Integrated lift and support stand
- 100% air operated
- Removable handle with two wheels
- Optional air valve tee connector



CLS-10



Specifications

Specification	CLS-10	CLS-15
Part number	485 80017 00	485 80018 00
Capacity	10T (20,000 lb / 9,072 kg)	15T (30,000 lb / 13,608 kg)
Minimum start height	17.5 in (44 cm)	176 in (45 cm)
Maximum lift height w/ extension	52.5 in (133 cm)	52.3 in (133 cm)
Maximum lift height w/o extension	37.5 in (95 cm)	37.3 in (95 cm)
Cylinder bore	12 in (30 cm)	14 in (36 cm)
Required air pressure	200 psi (13.8 bar)	200 psi (13.8 bar)
Overall length w/ handle	48 in (122 cm)	58.5 in (149 cm)
Overall length w/o handle	19 in (48 cm)	25.5 in (65 cm)
Wheel diameter	5 in (13 cm)	5 in (13 cm)
Stroke	10 in (25 cm)	10 in (25 cm)
Inside saddle width	4.5 in (11 cm)	4.8 in (12 cm)
Overall saddle width	5.3 in (13 cm)	5.5 in (14 cm)
Extension tubes	Square	Square
Handle length	29 in (74 cm)	36.5 in (93 cm)
Weight	138 lb (63 kg)	230 lb (104 kg)

Multi-use Lift Table

Features:

- Handles heavy engines, EV batteries, and industrial components with ease
- Lift range supports a wide variety of service applications and vehicle platforms
- Provides smooth, consistent lifting performance for precision work
- Spacious surface accommodates large components and fixtures
- Ensures stability and secure lifting during operation
- Adds flexibility for different component sizes and service tasks
- Caster wheels enables easy mobility and secure positioning in the shop
- Folding handle simplifies transport and saves space when stored
- Integrated fixture rack keeps tools and accessories organized and within reach
- Flow control valve & ratchet straps enhance safety and security




Specifications

Specification	MLT-2200
Part number	485 80188 01
Lifting Capacity	2,200 lbs (1,000 kg)
Table top dimensions	59 x 31 in (73.6 x 78.7 cm)
Base footprint	65 x 34 in (165.1 x 86.3 cm)
Lift Range (excluding fixture height)	20 to 68 in (50.8 x 96.5 cm)
Fixture Height Adjustment	+7 to 11.5 in (17.7 to 29.2 cm)
Lift Mechanism	Air-over-hydraulic system
Caster diameter	6 in (15.2 cm)
Weight	715 lb (324.3 kg)

Adapters / accessories

Part number	Description
1	485 80194 00 Lift table extension (quantity of 2 required for EV batteries)
2	485 80191 00 Lift table strut support
3	485 80193 00 Lift table transmission adapter head
-	485 80192 00 Lift table fixture set (included with table)

1



2



3



Vehicle Lifts

Features:

- Allows for safe lifting and support of drive axles
- Change all tires with a single jack movement
- Eliminates the need to go under the vehicle to place Jacks or support stands
- Downstops and pin increments every 3"
- Low starting height to clear low hanging suspension
- 100% air operation



Manufactured by



CAL-4

Specifications

Specification	CAL-4
Part number	485 80166 00
Capacity	8,000 lb (3628 kg)
Stroke	17 in (43.2 cm)
Minimum start height	7.9 in (20.1 cm)
Maximum lift height	23.5 in (59.7 cm)
Power	Air
Required air pressure	125 psi (862 Bar)
Forward reach (CL to CL)	44 in (112 cm)
Overall length	70.25 in (178.4 cm)
Overall width	39.5 in (100.3 cm)
Overall height	50.75 in (129.5 cm)
Weight	700 lb (317.5 kg)

Adapters / accessories

	Part number	Model	Description
1	485 80126 00	CAR-20	2,000 lb Rear Axle Support/Restraint



Manufactured by



Features:

- Large pneumatic wheels
- Adjustable lifting saddles can easily be raised and extended to a variety of positions
- Two-stage air valve to allow for raising and lowering the jack



CAL-10

Specifications

Specification	CAL-10
Part number	485 80120 00
Capacity	20,000 lb (9,072 kg)
Stroke	30 in (76 cm)
Minimum start height	14 in (36 cm)
Maximum lift height	50 in (127 cm)
Power	Air
Required air pressure	200 psi (13.8 bar)
Forward reach (CL to CL)	17 in (43 cm)
Overall length	43 in (109 cm)
Overall width	37 in (94 cm)
Overall height	66 in (166 cm)
Saddle spread	32 in to 43 in (81 cm to 109 cm)
Weight	755 lb (342 kg)

Wheel Dollies



Features:

- Two handle design aids maneuverability and effortless access to the hub
- Safe and efficient removal of complete wheel assemblies for both single and dual wheels
- Included wheel support pins allow for complete wheel assemblies to be rotated and locked into any position



CWD-600

Specifications

Specification	CWD-600
Part number	485 80165 00
Capacity	600 lb (272 kg)
Minimum tire diameter	30 in (76.2 cm)
Maximum tire diameter	47 in (119.4 cm)
Stroke	6.5 in (16.5 cm)
Width	46 in to 57 in (116 cm to 145 cm)
Depth	48 in (121.9 cm)
Height	40.75 in (103.5 cm)
Weight	341 lb (154.7 kg)

Manufactured by



Features:

- Internal bearing for smooth rotation of the arms
- Offset column for open work space
- Fore and aft tilt



Specifications

Specification	CWD-1500
Part number	485 80114 00
Capacity	1,500 lb (680 kg)
Maximum lift height	8 in (20 cm)
Power	Hydraulic
Lift arm speed	24 in (61 cm)
Tilt (forward / rear)	2 in / 5 in (5 cm / 13 cm)
Dimensions (H x W x L)	30 in x 36 in x 39 in (76 cm x 91 cm x 99 cm)
Chain length	72 in (183 cm)
Weight	120 lb (54 kg)

Adapters / accessories

Part number	Description
485 80115 00	Small wheel adapter arm

Wheel Lifts

Manufactured by



Features:

- Built-in vehicle support stand feature allows complete open access under the vehicle
- Dual trigger control valve allows synchronized raising and lowering of vehicle
- US Patent #D357,106 & 5,484,134



CWL-10



CWL-15

Specifications

Specification	CWL-10	CWL-15	CWL-20
Part number	485 80089 00	485 80090 00	485 80091 00
Capacity per set	20,000 lb (9,072 kg)	30,000 lb (13,608 kg)	40,000 lb (18,143 kg)
Minimum start height	Floor level	Floor level	Floor level
Maximum lift height	24 in (61 cm)	24 in (61 cm)	30 in (76 cm)
Power	Air	Air	Air
Required air pressure	160 psi (11 bar)	160 psi (11 bar)	160 psi (11 bar)
Stroke	24 in (61 cm)	24 in (61 cm)	30 in (76 cm)
Minimum wheel diameter (w/ adapters)	16 in (41 cm)	16 in (41 cm)	14 in (36 cm)
Minimum wheel diameter (w/o adapters)	19.5 in (50 cm)	19.5 in (50 cm)	21 in (53 cm)
Maximum wheel diameter	24.5 in (62 cm)	24.5 in (62 cm)	24.5 in (62 cm)
Dimensions – in (H x W x D)	53.3 in x 416 in x 44.3 in	53.3 in x 416 in x 44.3 in	63 in x 45 in x 44 in
Dimensions – cm (H x W x D)	135 cm x 106 cm x 112 cm	135 cm x 106 cm x 112 cm	160 cm x 114 cm x 112 cm
Weight	1,000 lb (454 kg)	1,500 lb (680 kg)	1,965 lb (891 kg)

Adapters / accessories

Part number	Description
485 80092 00	Small wheel adapter for 14"-21" wheels (for CWL-10 & CWL-15)
485 80092 00	Small wheel adapter for 16"-19" wheels (included with CWL-20)

Shop Cranes

Features:

- Unique large caster design
- Easy adjustable leg width
- Can be purchased with a manual or air / hydraulic pump

Manufactured by



CSC-2200A

Specifications

Specification	CSC-2200 / CSC-2200A	CSC-4400 / CSC-4400A
Part number	485 80070 00 / 485 80071 00 (air assist)	485 80073 00 / 485 80074 00 (air assist)
Capacity (retracted / center / extended)	2,200 lb (998 kg) / 1,900 lb (862 kg) / 1,650 lb (748 kg)	4,400 lb (1,996 kg) / 3,800 lb (1,724 kg) / 3,300 lb (1,497 kg)
Max boom height (retracted / extended)	114 in / 125 in (290 cm / 318 cm)	119 in / 130 in (302 cm / 330 cm)
Overall boom height (horizontal)	83 in (211 cm)	84 in (213 cm)
Boom reach (retracted / extended)	33 in / 48 in (84 cm / 122 cm)	35.8 in / 50.8 in (91 cm / 129 cm)
Overall length	82 in (208 cm)	82 in (208 cm)
Minimum throat width	22 in (56 cm)	22 in (56 cm)
Leg height / length (inside)	8.1 in (21 cm) / 55 in (140 cm)	8.1 in (21 cm) 55 in (140 cm)
Inside leg width (1 / 2 / 3)	22 in / 36 in / 50 in (56 cm / 91 cm / 127 cm)	22 in / 36 in / 50 in (56 cm / 91 cm / 127 cm)
Wheel diameter	6 in (15 cm)	6 in (15 cm)
Weight	540 lbs (244.9 kg)	640 lbs. (290.3 kg)

Load Positioning Sling Features:

- Lifetime warranty
- Made from US Steel
- Includes chains
- Comes Acme threaded



CPS-6000

Specification	CPS-6000	CPS-10000
Part number	485 80076 00	485 80077 00
Capacity	6,000 lb	10,000 lb (4,536 kg)
Spread	30 - 46 in (76 - 117 cm)	44-56 in (112 cm - 142 cm)
Adjustment increments	4 in (10 cm)	3 in (76)
Dimensions (H x W) or (H x W x L)	15.4 in x 5 in (39 cm x 30 cm)	16.1 in x 5.3 in (41 cm x 13 cm)
Tilt adjustment (maximum)	30°	30°
Chain grade	80	80
Chain size	5/16 in (.79 cm)	5/16 in (.79 cm)
Hook height	18 in - 42 in (45 cm - 106 cm)	18 in - 42 in
Weight	74 lb (34 kg)	115 lb (52 kg)

Shop Presses

Features:

- 1.5" diameter ram has a two-way mountable air/hydraulic or manual pump
- Easily adjusted bolster with six positions and a wide throat

Manufactured by



CBP-10



CSP-10

Specifications

Specification	CBP-10* / CBP-10A*	CSP-10* / CSP-10A*
Part number	485 80055 00 / 485 80056 00 (air assist)	485 80058 00 / 485 80059 00 (air assist)
Capacity	10T (20,000 lb / 9,072 kg)	10T (20,000 lbs / 9,072 kg)
Cylinder stroke	10 in (25 cm)	10 in (25.4 cm)
Adjustment increments	6 in (15.2cm)	6 in (15.2 cm)
Dimensions (W x D)	25.1 in x 7.1 in (64 cm x 18 cm)	25.1 in x 28 in (63.8 cm x 71.1 cm)
Weight	130 lb (59 kg)	180 lb (81.7 kg)

Adapters / accessories

Part number	Model	Description
485 80057 00	BSP-10 / 10A	Safety guard for 10 ton bench shop press
485 80060 00	CSP-10 / 10A	Accessory kit for 10 ton shop press
485 80061 00	CSP-10 / 10A	Safety guard for 10 ton shop press

**Available bench mounted or purchased with an integrated stand / safety gates*



Features:

- 6 position adjustable bolster
- 4-way mountable pump
- Winch cable for raising and lowering the bolster
- Gray engineered and built power units



CSP-25



CSP-75

Specifications

Specification	CSP-25* / CSP-25A*	CSP-75 / CSP-75K
Part number	485 80062 00 / 485 80063 00 (air assist)	485 80066 00 / 485 80067 00 (with accessory kit)
Capacity	25T (50,000 lb / 22,680 kg)	75T (150,000 lb / 68,039 kg)
Power source	-	Air / hydraulic
Cylinder stroke	6.3 in (15.9 cm)	8.8 in (22.2 cm)
Horizontal ram travel	-	32 in (81 cm)
Throat width	-	50 in (127 cm)
Inside / outside throat depth	-	8 in (20 cm) / 14 in (25 cm)
Required air pressure	-	120 to 200 psi (8.3 to 13.8 bar)
Adjustment increments	4.3 in (10.8 cm)	6 in (15 cm)
Vertical throat minimum / max	-	9.5 in (24.1 cm) / 39.5 in (100.3 cm)
Dimensions (H x W x D)	40.5 in x 70.4 in (102.9 cm x 178.8 cm)	85 in x 78 in x 44 in (216 cm x 198 cm x 112 cm)
Weight	510 lb (231 kg)	-

Adapters / accessories

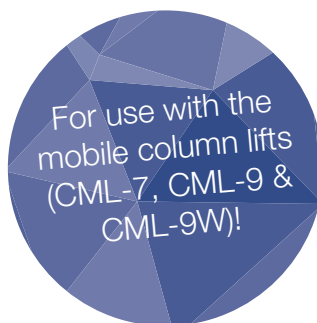
Part number	Model	Description
485 80064 00	CSP-25 / 25A	Safety guard for 25 ton shop press
485 80065 00	CSP-25 / 25A	Accessory kit for 25 ton shop press
485 80068 00	CSP-75	Mountable guard for 75 ton shop press (each side)
485 80069 00	CSP-75	Accessory kit for 75 ton press

High Rise Vehicle Support Stands



Features:

- The safest high-rise vehicle support stand in the industry
- Gas-spring assisted lift post
- Gas shock technology makes it easy to reach contact and starting heights
- 5 1/2" lift pad screw adjustable range
- Sold individually



CVS-7H

Specifications

Specification	CVS-7H	CVS-10H
Part number	485 80107 00	485 80109 00
Capacity (each)	7.5T (14,000 lb / 6,350 kg)	10T (20,000 lb / 9,072 kg)
Base	21.8 in x 21.8 in (55 cm x 55 cm)	21.8 in x 21.8 in (55 cm x 55 cm)
Minimum start height	53.1 in (135 cm)	53.4 in (136 cm)
Maximum lift height	72.1 in (183 cm)	72.1 in (183 cm)
Adjustment increments	2.8 in (7 cm)	2.8 in (7 cm)
Screw extension	3 in (8 cm)	2.8 in (7 cm)
Weight	105 lb (48 kg)	115 lb (52 kg)

Vehicle Support Stands



Features:

- Manual insert, load retention pin
- Tabbed bottom for superior stability
- Sold in pairs
- Pin includes flanged design to ensure proper locking



CSS-7



CSS-10



CSS-12



CSS-25



CSS-10T



CSS-35T



CSS-35A

Vehicle Support Stand Specifications

Specification	CSS-3	CSS-3T (tall)	CSS-7	CSS-7T (tall)
Part number	485 80160 00	485 80161 00	485 80004 00	485 80005 00
Capacity	3T (6,000 lb / 2722 kg)	3T (6,000 lb / 2722 kg)	7T (15,435 lb / 7,001 kg)	7T (15,435 lb / 7,001 kg)
Minimum start height	9.5 in (25 cm)	12 in (30 cm)	9.5 in (25 cm)	12 in (30 cm)
Maximum lift height	16 in (41 cm)	20 in (51 cm)	16 in (41 cm)	20 in (51 cm)
Adjustment increments	1 in (3 cm)	1.5 in (4 cm)	1 in (3 cm)	1.5 in (4 cm)
Weight (per pair)	41 lb (186 kg)	54 lb (24.5 kg)	32 lb (15 kg)	38 lb (17 kg)

Specification	CSS-10	CSS-10T (tall)	CSS-12	CSS-12T (tall)
Part number	485 80006 00	485 80007 00	485 80008 00	485 80009 00
Capacity	10T (20,000 lb / 9,072 kg)	10T (20,000 lb / 9,072 kg)	12T (24,000 lb / 10,886 kg)	12T (24,000 lb / 10,886 kg)
Minimum start height	20 in (51 cm)	30 in (76.2 cm)	20 in (51 cm)	30 in (76.2 cm)
Maximum lift height	32 in (81 cm)	52 in (132 cm)	32 in (81 cm)	52 in (132 cm)
Adjustment increments	1 in (3 cm)	1 in (3 cm)	1 in (3 cm)	1 in (3 cm)
Weight (per pair)	70 lb (32 kg)	158 lb (72 kg)	70 lb (32 kg)	154 lb (70 kg)

Specification	CSS-25	CSS-25T (tall)	CSS-35	CSS-35T (tall)
Part number	485 80010 00	485 80011 00	485 80012 00	485 80013 00
Capacity	25T (50,000 lb / 22,680 kg)	25T (50,000 lb / 22,680 kg)	35T (70,000 lb / 31,751 kg)	35T (70,000 lb / 31,751 kg)
Minimum start height	12 in (30 cm)	20 in (51 cm)	13.5 in (34 cm)	21 in (53 cm)
Maximum lift height	20 in (51 cm)	32 in (81 cm)	21 in (53 cm)	33.3 in (85 cm)
Adjustment increments	1.5 in (4 cm)	1.5 in (4 cm)	1.5 in (4 cm)	1.5 in (4 cm)
Weight (per pair)	62 lb (28 kg)	112 lb (51 kg)	84 lb (38 kg)	129 lb (59 kg)

Specification	CSS-35A (air assist)	CSS-35AT (tall w/air assist)	CSS-35P (with plate)
Part number	485 80015 00	485 80016 00	485 80014 00
Capacity	35T (70,000 lb / 31,751 kg)	35T (70,000 lb / 31,751 kg)	35T (70,000 lb / 31,751 kg)
Minimum start height	20.3 in (51.4 cm)	316 in (80.2 cm)	13.5 in (34 cm)
Maximum lift height	34.8 in (83.2 cm)	55.4 in (140.7 cm)	21 in (53 cm)
Adjustment increments	1 in (2.5 cm)	1 in (2.5 cm)	1.5 in (4 cm)
Weight (per pair)	136 lb (61.7 kg)	194 lb (87 kg)	84 lb (38 kg)

Portable Truck Ramp



Features:

- 20,000 lbs of capacity per ramp with a 9" total ramp height
- Retractable handle and self-lowering wheels
- Non-skid base to prevent unintended movement of ramp during loading
- Welded steel frame construction
- Raised tire gripping surface



CTR-20

Specifications

Specification	CTR-20
Part number	485 80021 00
Capacity (each)	20,000 lb (9,072 kg)
Overall length	51 in (130 cm)
Overall height	9 in (23 cm)
Overall width	18.5 in (47 cm)
Tread width	15 in (38 cm)
Handle length	34.5 in (88 cm)
Wheel diameter	5 in (13 cm)
Weight (per pair)	340 lb (154 kg)

ENGINE COMPONENTS · ENGINE PERIPHERALS · GASKETS · FILTERS · ELECTRICS
E-MOBILITY & ELECTRONICS · THERMAL MANAGEMENT · SHOP EQUIPMENT



PERTISE MEN



FOR REAL REPAIR SHOP HEROES
mahle-aftermarket.com

MAHLE

MAHLE

MAHLE Aftermarket Inc., Service Solutions
916 West State Street
St. Johns, MI 48879 USA
United States
Phone +1 (800) 468-2321

MAHLE Aftermarket Inc.
23030 MAHLE Drive
Farmington Hills, MI 48335
United States
Phone +1 (800) 338-8786
Fax +1 (248) 596-8899

www.servicesolutions.mahle.com

