


Mounting Instructions for Auto Tire Fill System (455-80015-00)


Remove plastic tray from top of NTF-15.

Position power cord outside and feed Inlet Tube into the interior of the NTF-15 and out through the rear.

Slip Front Flange under top plate of NTF-15 and then slide entire assembly towards the front.





Route power cord through access hole and out through the rear of the NTF-15 cabinet. Check that grommet is inserted in bracket where hose to the Valve is routed.



Disconnect coiled hose. Remove fitting from the right side of NTF-15 and install it with the New Tee supplied.

Connect Inlet Hose and Coiled Hose. Ensure Inlet Hose is pushed all the way into the fitting.



Install the two Hex Bolts and tighten to secure the bracket to the NTF-15. The two bolts must be on the inside of the top flange of the NTF-15 cabinet.

